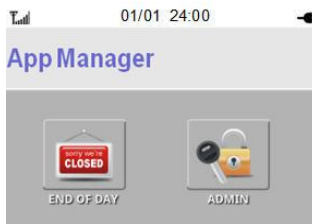


SETTLE BATCH

- 1) Tap End Of Day



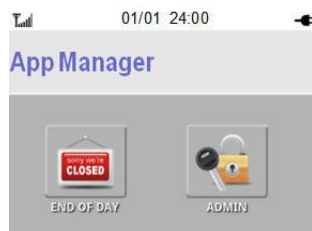
- 2) Tap 1. Settlement



- 3) Enter manager User ID and password.
- 4) Press **[ENTER]** to print report. *If report is not prompted, print report manually from Report Menu.*
- 5) Check report to verify transactions
- 6) Once transactions have been confirmed press **[ENTER]** to continue with settlement.

CHANGE COMMUNICATION

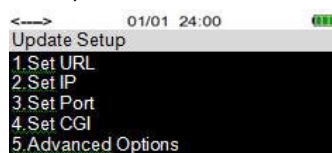
- 1) Tap Admin



- 2) Tap 2. Network Mngt
- 3) Key in manager user ID
- 4) Key in the password
- 5) Tap 1. Select Network
- 6) Tap 1. Ethernet
- 7) Press **[CANCEL]** twice to initialize modem.

TMS DOWNLOAD SETTINGS

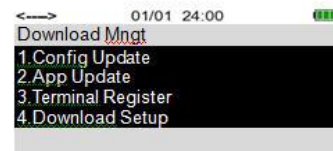
- 1) Tap Admin
- 2) Tap 4. Download Mngt
- 3) Key in manager user ID
- 4) Key in the password
- 5) Tap 4. Download Setup



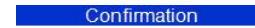
- 6) Tap 1. Set URL. Verify *tms.exadigm.com* is the URL. If correct press **[CANCEL]** to return to previous menu.
- 7) Tap 2. Set IP. Verify *63.138.86.99*. If correct press **[CANCEL]** to return to previous menu.

APPLICATION DOWNLOAD

- 1) Select 2. App Update



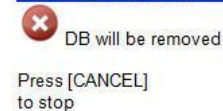
- 2) Tap YES to continue with download.



- 3) Enter TMS Password (1234) and press **[ENTER]**.
- 4) Tap YES to confirm the serial number and proceed with application download.
- 5) The terminal will display Application Update in Process. Download may take approximately 4 minutes to complete.
- 6) Press **[ENTER]** or any key to reboot terminal. If the terminal does not automatically turn off use the power button to power off and on.

CLEAR DATABASE

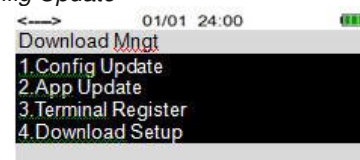
- 1) Tap Admin
- 2) Select 1. App Setup. Enter manager User ID and password.
- 3) Tap 7. Batch Functions
- 4) Tap 1. Clear DB.
- 5) Press **[ENTER]** to continue



- 6) Press **[ENTER]** to continue
- 7) Press **[ENTER]** or any key to reboot terminal. If the terminal does not automatically turn off use the power button to power off and on.

UPDATE CONFIGURATION

- 1) Tap Admin
- 2) Tap 4. Download Mngt and enter manager User ID and password
- 3) Select 1. Config Update



- 4) Tap YES to continue with update configuration.
- 5) Enter TMS Password (1234) and press **[ENTER]**.
- 6) Press **[ENTER]** or any key to reboot terminal.